

GEOLOGOFFE

(Opportunity for Excellence)

Name:

Due:

How can puzzle pieces be connected to your knowledge of the theory of continental drift and plate tectonics? Make sure to draw or describe some evidence of continental drift.

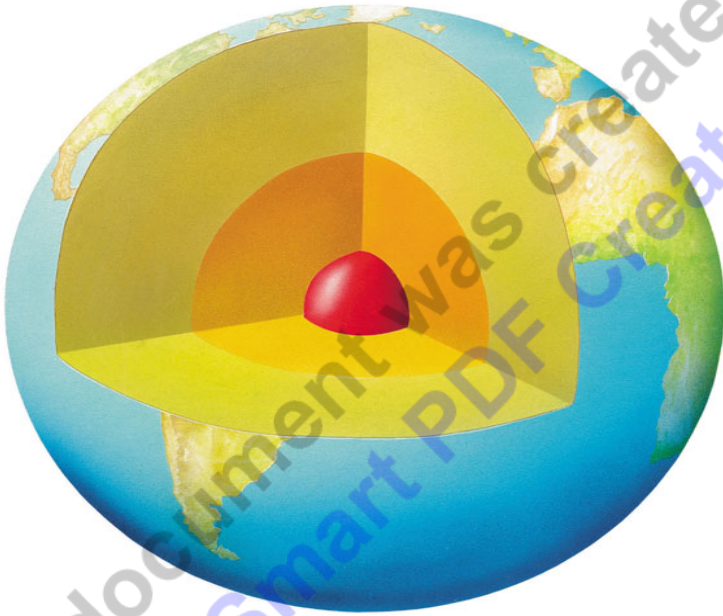


Please draw the Supercontinent Pangea in the box below. A current day map is provided to assist you.



Warning! This is a five part question. 1.) Please label the picture below with the correct layers of the earth. 2.) Include what each layer is composed of. 3.) Include information about how temperature and density changes. 4.) Show with lines the electromagnetic field created by the core. 5.) How do we know all this? Check the boxes below when you do them.

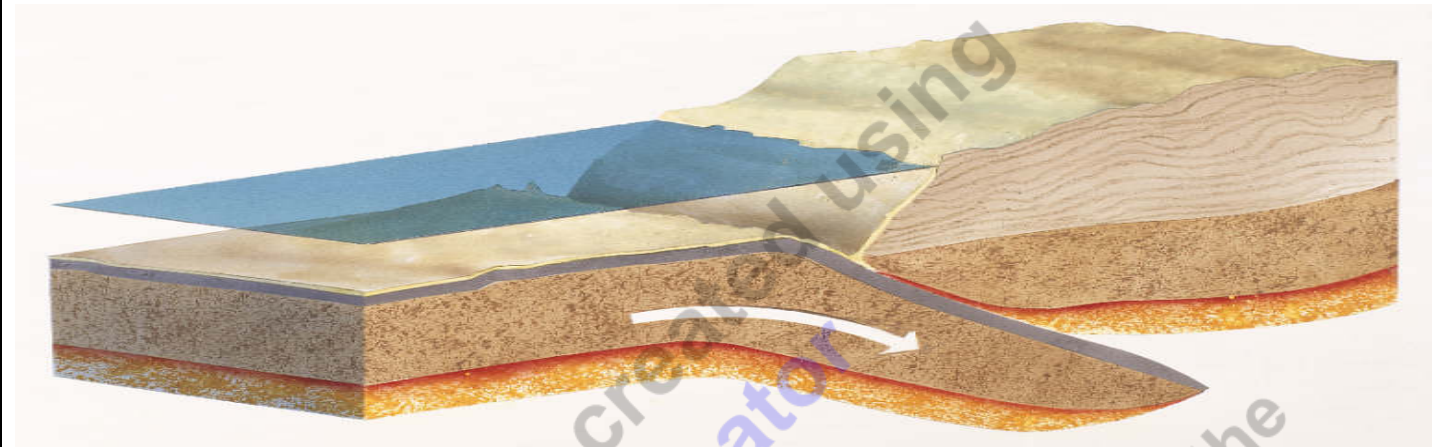
- Labeling the layers What the layers is made of Temperature and Density
 Electromagnetic Field How do we know all this?



Please draw and describe an example of convection, conduction, and radiation in the boxes below. Make sure that the meaning of the word is very clear.

Convection	Conduction	Radiation


Please label the picture below. What types of crust do we see? What are they made of?



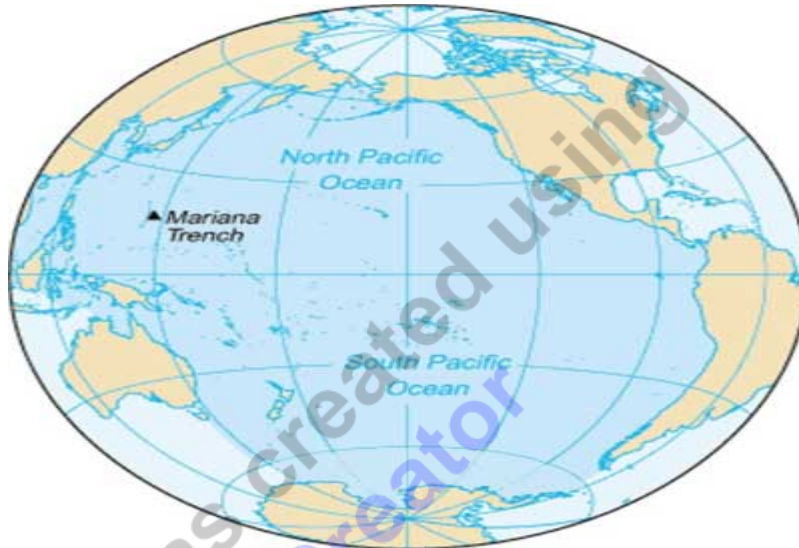
What causes continental drift? Please draw a divergent ocean boundary such as the Mid-Atlantic Ridge showing how convection current causes the plates to move apart.



Please label the terms associated with the subduction zone below. Use arrows to show the movement of plates. How do volcanoes and Mountains form as a result?




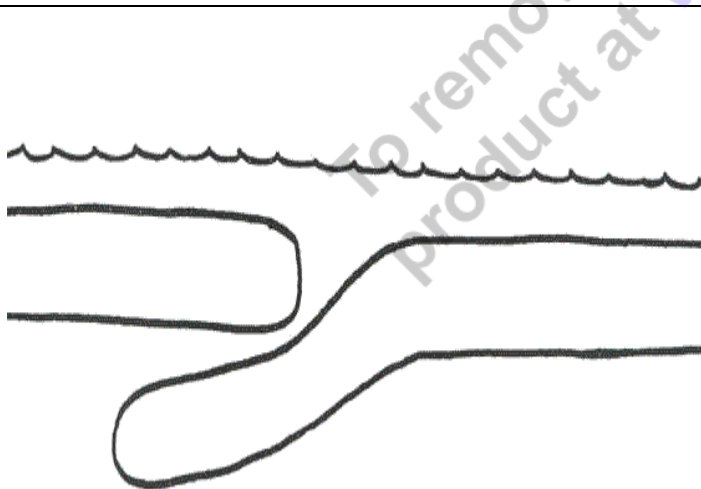

Using bright colors, please draw the ring of fire and then describe what it is? Also make special reference to any volcanic island chains.



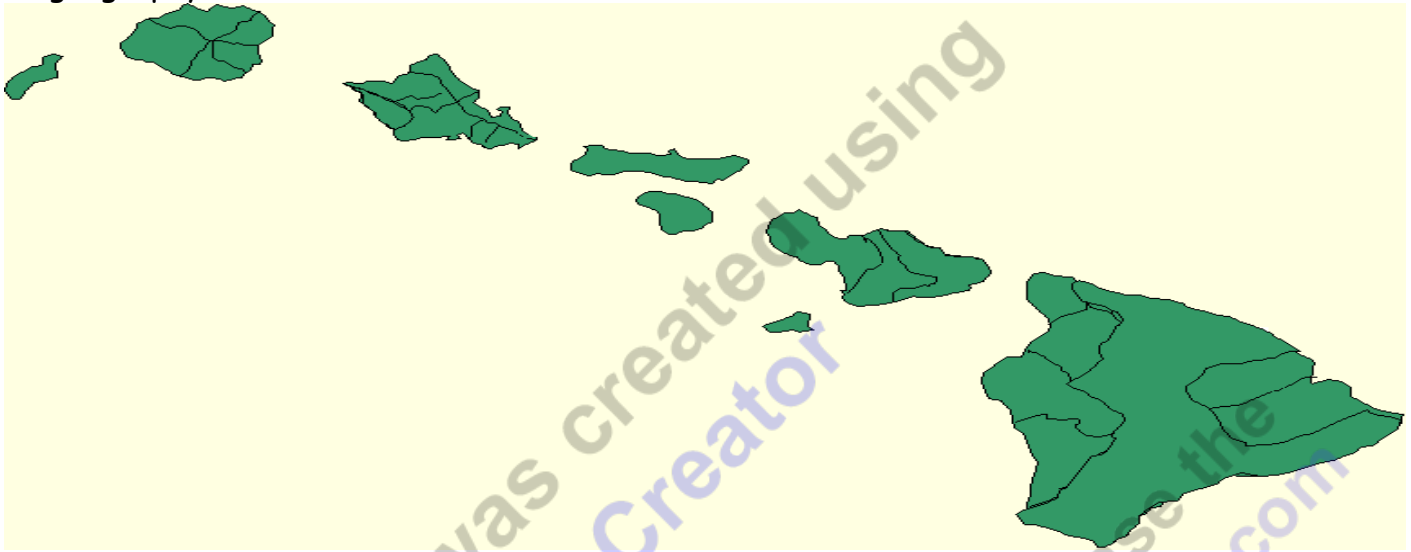
Please title and provide arrows as well as associated terms for the following pictures.

Draw Continental Convergence


Rift Valley



Please Label and describe the process that formed the Hawaiian Islands. Also draw an arrow showing the direction of the Pacific Plate. 7th graders should make a brief reference to Island Biogeography.



Please label the volcano in the space below. A strong answer will label correct features, provide information about the composition of its magma, and other necessary information covered.



Are volcanoes good or bad? _____

Please label the type of lava shown in each example below.

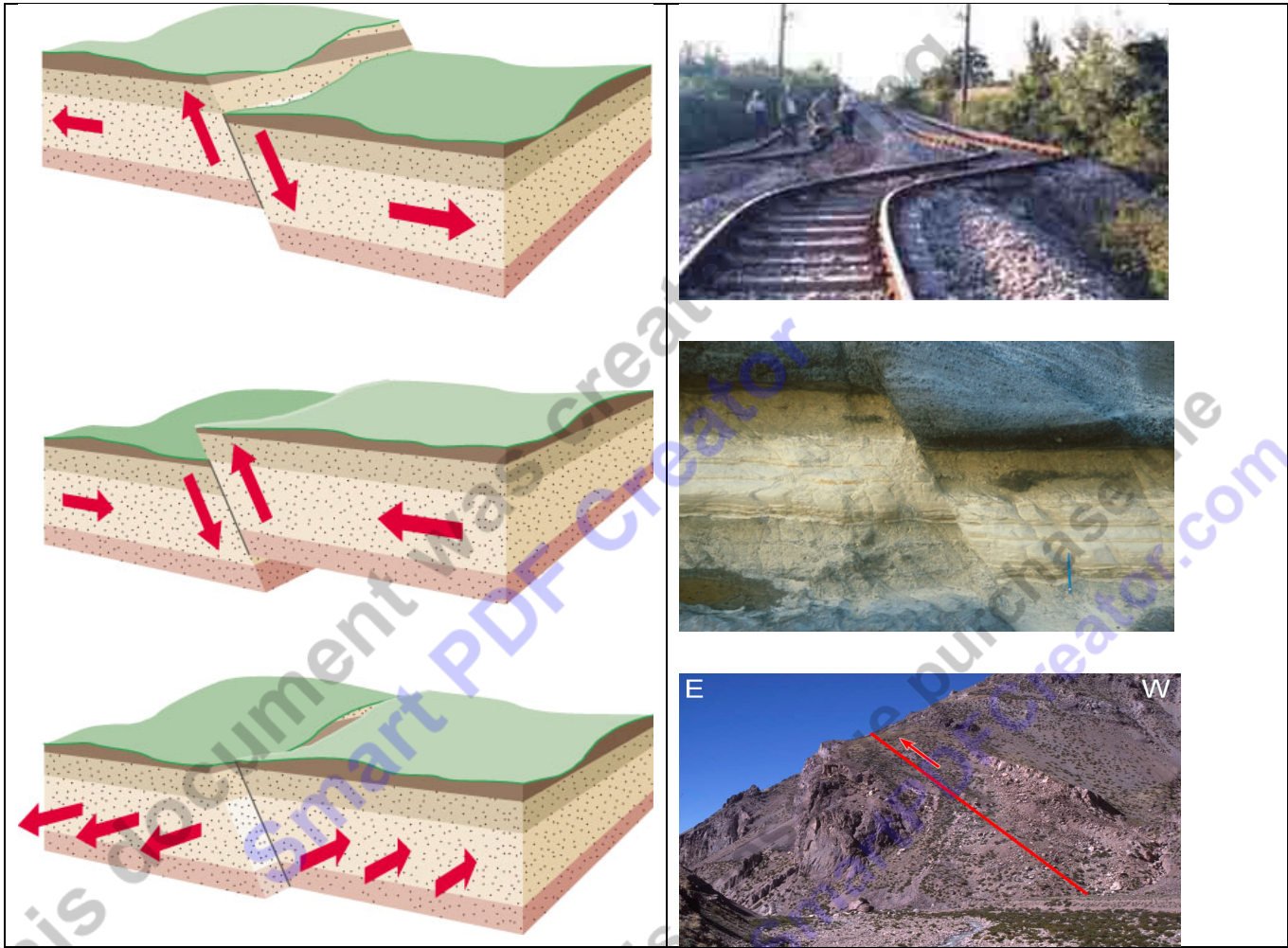


What causes an earthquake? _____

Provide an example of the following forces in the boxes below

Shearing	Tension	Compression
----------	---------	-------------

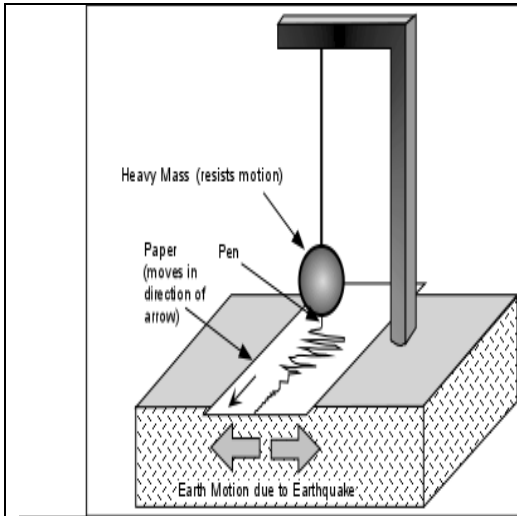
Please label the types of faults below. Please draw an arrow from the picture to the actual photograph of the fault.



While driving down the road you see the following. Please describe this picture in the box below.

Blank lines for describing the photograph:





What is the device on the left? Use the clues given to tell me how it works.

How is the device on the left measured? Please show me a graph below.

Which picture is a mineral? Why or why not?



Draw a specific type of crystal below showing its structure.

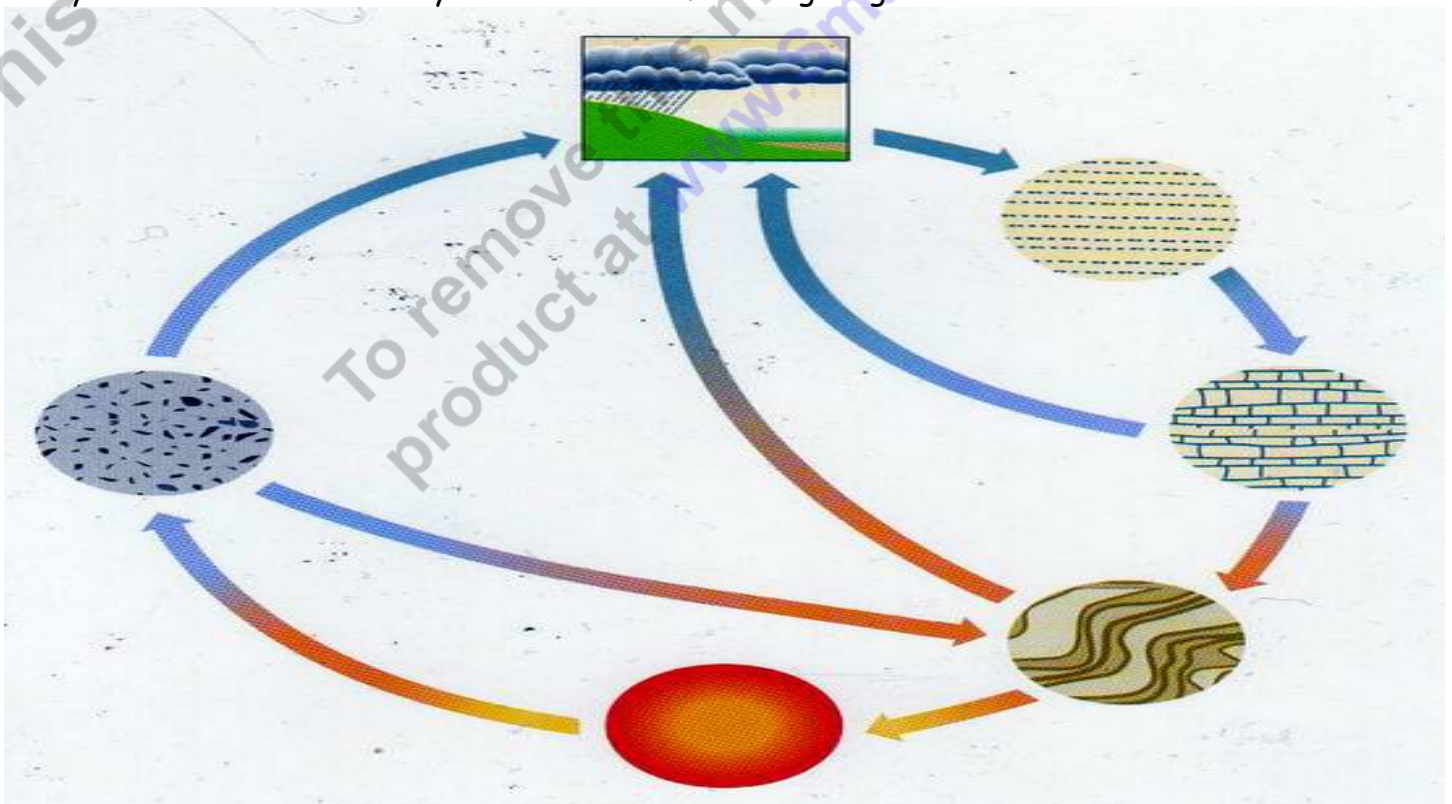
Describe some uses of minerals.

Name the properties of minerals that make them different from each other.

Please identify each type of rock. Include if it is igneous, metamorphic, or sedimentary. What does it mean to be igneous, metamorphic, or sedimentary? Lastly, can you name some common rocks in each category?

The image consists of three vertically stacked panels. The top panel shows a dark, crystalline rock with a glassy, fractured appearance, characteristic of an igneous rock like obsidian. The middle panel is a diagram showing a blue crystalline rock on the left with arrows pointing inward from all sides, representing pressure. An equals sign follows, leading to a blue rock on the right with a more uniform, interlocking crystalline texture, representing a metamorphic rock. The bottom panel shows a rock with distinct, wavy, layered bands of different shades of brown and tan, characteristic of a sedimentary rock like sandstone.

Use your notes on the rock cycle to label the following diagram



Please use posters created by other students to describe four rocks in the spaces below. Please provide at least three facts describing information about each rock

<p>Name:</p> <ul style="list-style-type: none">•••	<p>Name:</p> <ul style="list-style-type: none">•••
<p>Name:</p> <ul style="list-style-type: none">•••	<p>Name:</p> <ul style="list-style-type: none">•••

Final Recitation! Please describe a few things about each photo. Strong answers focus on the ways these photos represent things we have learned in class.

